

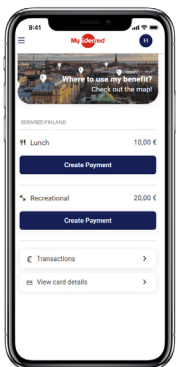


Activate mobile payments at: kumppani.edenred.fi

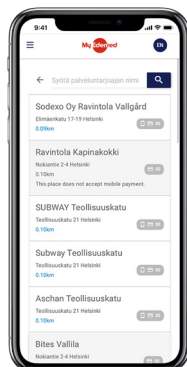
How to accept Edenred Pay mobile payments

- ✓ Edenred Pay mobile payment works also without a payment terminal and no cashier integration is required
- ✓ Easy and fast payment with MyEdenred application

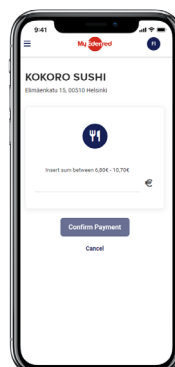
Please inform your cashier personnel about Merchant Portal and mobile payments. More support material you can find here: edenred.fi/en/merchants/support/



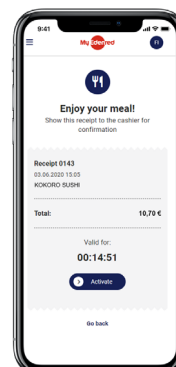
1. "Create payment" in MyEdenred.



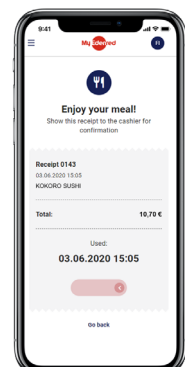
2. Find a place by name.



3. Enter the sum and confirm the payment.



4. Success! Show the receipt to the cashier.



5. Mark the receipt as used at the cashier.

Follow Edenred mobile payments in Merchant Portal

- You can start receiving mobile payments at kumppani.edenred.fi
- Follow mobile payment transactions and access clear reports in the portal
- If needed, you can also cancel the payment in the portal within 24 hours